



Arpico Finance ePay (Online Payment platform)

Document Number: AFC – IS – MN – 002

Classification: External

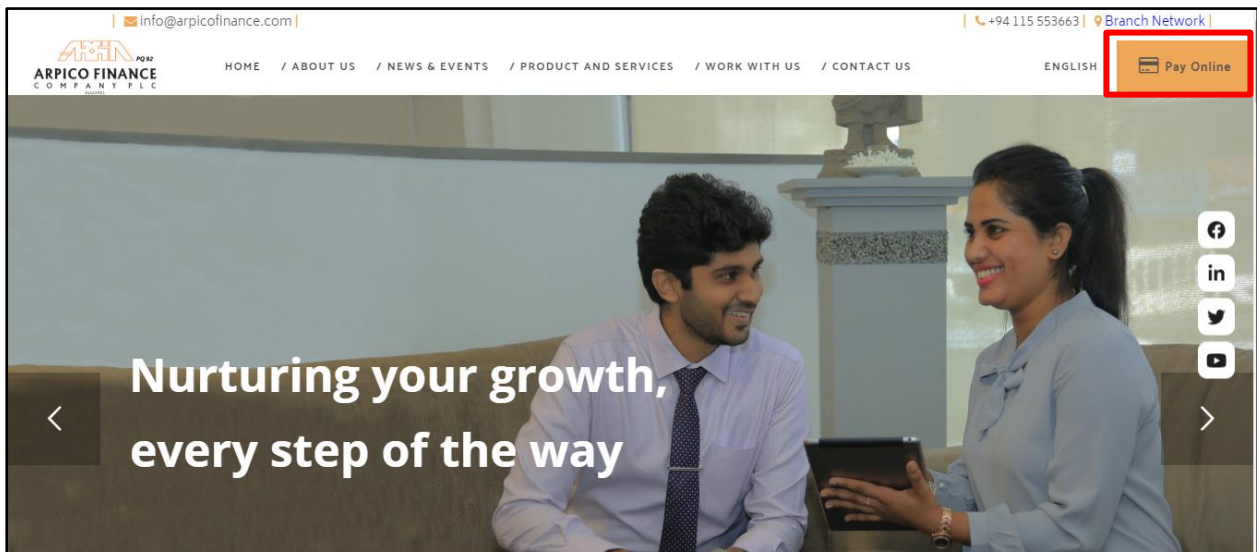
Owner: Digital Transaction Unit

Effective Date: 01/06/2020

Please follow the below guidelines for successful transaction

Go to www.arpicofinance.com Arpico Finance Co. PLC corporate website and click

Pay Online (at the right corner of the page)



Step 1. Find your Facility No

- Search the facility No (search by vehicle no and facility No. follow the example format

- Select your Facility No

ARPICO FINANCE COMPANY PLC PO 92
Arpico Finance Company PLC
 Online Payment Facility

FIND FACILITY FACILITY INFO PAYMENT

Facility No / Vehicle No

CAW-9952 SEARCH

Facility No	Vehicle No	Action
LF/CMN/ [REDACTED]	WP CAW [REDACTED]	PAY
LF/CMN/ [REDACTED]	WP CAW [REDACTED]	PAY

Step 2. Provide your Amount & Billing details

- Verify your facility information
- Enter the amount and click **Next**

ARPICO FINANCE COMPANY PLC PO 92
Arpico Finance Company PLC
 Online Payment Facility

FIND FACILITY FACILITY INFO PAYMENT

Facility Info

Facility Code
 LF [REDACTED]

Customer [REDACTED] Vehicle No
 WP CAW [REDACTED]

Payment Details

Payment Type
 Credit / Debit Card (Visa / Master) v

Pay Amount (required)
 00.00

PREVIOUS NEXT

- Enter your Email address & Mobile No and click **“Proceed to Pay”** (Mobile Number is mandatory to enter)
- You will be redirected securely to the Sampath Bank Payment Gateway

Billing Info

Country
Sri Lanka) ▾

Customer Name
MR [REDACTED]

Email Address
test@gmail.com

Mobile No (required)
07XXXXXXXX

Remarks
[REDACTED]

Payment Confirmation

Arpico Finance Online Payment For Facility Number: [REDACTED] **LKR 500.00**

[PREVIOUS](#) [PROCEED TO PAY](#)

Step 3. Confirm Payment

- Enter your Credit/Debit card details and click Submit



	Card Number	Expiry	CVC
<input type="text" value="....."/>	<input type="text" value="MM/YY"/>	<input type="text" value="..."/>	
Name on Card		Amount(Rs)	
<input type="text" value="eg. John Paycorp"/>		<input type="text" value="500.00"/>	



Powered by 
The Payment Solutions Company™




Step 4. Receive online confirmation


You will receive a Transaction Reference Number on successful completion of transaction by Email & SMS


Arpico Finance Online Payments


 Arpico Finance Digital Transactions Unit <digitaltransactionunit@arpicofinance.com>
To 

 If there are problems with how this message is displayed, click here to view it in a web browser.



Action Items


ARPICO FINANCE
C O M P A N Y P L C

Online payment rejected. LKR 5200. 5/31/2020 9:48:40 AM . Ref No: 

Dear 

Your payment was rejected by the Internet Payment Gateway Bank. Please Try Again Later. Please be kind enough to check the status of your order and follow the Credit Card transaction pr
No such issuer

Transaction Date : 5/31/2020 9:48:40 AM
Facility No : 
Payment Amount : LKR 5200
To : ARPICO FINANCE COMPANY PLC
Payment for 

Should you have any queries please contact our customer care hotline on +94715553663 / +94115553663 and provide your reference: 2020100003756865

Having trouble Contact Us ?
Digital Transaction Unit

Note: Please consider that above status email is an example for your reference

Contact Us

Digital Transaction Unit

Arpico Finance Co. PLC

146, Havelock Road, Thimbirigasyaya,
Colombo 05, Sri Lanka.

Email : onlinepayments@arpicofinance.com

Tel : 0115 553663